

PRONTO xi



## Business Intelligence

Get a clear picture of your business performance

© Copyright 2018 Pronto Software Limited.  
All rights reserved.

740 Solutions Overview: Business Intelligence

## Trademarks

© PRONTO, PRONTO ENTERPRISE MANAGEMENT SYSTEM, PRONTO SOFTWARE (Logo) and Pronto Xi, are trademarks registered by Pronto Software Limited (ABN 47 001 337 248) in the United States of America, Australia and other countries.

™ Trademarks of Pronto Software Limited (ABN 47 001 337 248).

IBM® and Cognos® are trademarks of International Business Machines Corporation.

Microsoft, Excel and PowerPoint are registered trademarks of Microsoft Corporation in the United States and/or other countries.

## Disclaimer

This document contains statements related to our current and future developments that may constitute forward-looking statements. They are subject to change and may be available in a 740 service pack or future release of Pronto Xi.

# Business Intelligence

## Contents

- 4 **Get a clear picture**
- 5 **Applications**
- 6 **Visualisations**
- 6 Workspaces
- 7 Key Performance Indicators
- 8 Operational Reports
- 8 Cognos Custom Reports
- 8 Mobile BI
- 9 **Data**
- 9 KPI Library
- 10 Transactional data
- 10 Data Quality
- 10 Data Intelligence
- 10 Analytics Cubes

# Pronto Xi Business Intelligence

## Get a clear picture of your business performance

Whether you're looking for today's sales figures in real time, or you want to analyse 12 months' worth of data, Pronto Xi Business Intelligence can do it all.

Pronto Xi Business Intelligence is designed to be user-friendly, so there are no barriers to retrieving the information you need. With Workspaces, team members can quickly and easily create personalised dashboards to track their main business KPIs. Workspaces is fed by our KPI Library, which collects data on a large number of standard KPIs and business metrics. This aggregated approach provides lightning fast access to stored data in Workspaces.

A wide range of operational reports are available to assist in day-to-day activities, showing outstanding invoices, to orders ready to ship, and more. These reports can be scheduled to run at the beginning of each day, or updated anytime to show real time data. Team members can even email reports to other users straight from Pronto Xi, making it easy to share information and collaborate on decision making.

Having the right insights available when you need them allows you to make better decisions more quickly, and empower staff to act based on real-time data visibility.

Pronto Xi Business Intelligence features fully integrated IBM Cognos Analytics, an enterprise level package for report authoring and distribution. With IBM Cognos Mobile, users are able to enjoy the same rich visualisations they're used to on their smart devices.

With Pronto Xi Business Intelligence you have the power to turn your business data into valuable insights.



# Applications

## The right tools for the job

Pronto Xi Business Intelligence is fully integrated with IBM Cognos Analytics, offering an industry leading data management platform.

Complementing IBM Cognos Analytics are a range of Pronto Xi tools developed to take your data analysis to new heights.

A smart set of tools coupled with a class leading platform means you have access to better insights across your entire business, faster.

**IBM Cognos** is an enterprise level report authoring and distribution package, which means all the report generation and distribution can be handled automatically. It allows everyone to get the information they need, while only having access to the information you want them to see. Reports can be run 'on-the-fly' or scheduled so they automatically arrive for everyone's viewing pleasure.

There are multiple components to IBM Cognos, all playing a specialist role in helping you manage and get the most out of your data. When combined with Pronto Xi Business Intelligence, users have the ultimate power to get the most out of their data.

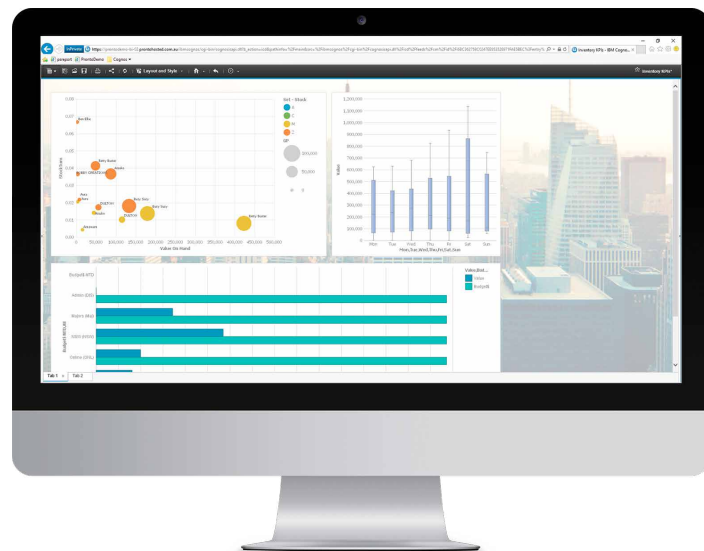
- Pronto Xi delivers out-of-the-box operational and financial reports
- IBM Cognos has the tools to build your own custom reports and dashboards

Additionally, **Cognos Mobile BI** provides an interactive and secure environment for viewing and analysing data on compatible smart devices. You can access **Active Reports**, which are fully featured, highly interactive offline report applications, meaning you don't have to rely on network connectivity when travelling.

**Pronto Xi BI Designer** helps you combine a full range of visuals to best display your data. Different types of charts and lists can be shown together, and logos and other visual assets can be added to complete the reporting picture.

**Pronto Xi BI Schema Manager** can ensure any nonstandard fields are available to access in your reports by allowing you to link customised data with out-of-the-box reporting data packages.

Through **Pronto Xi BI Administration**, IT administrators can set report date ranges, reporting roles, and even security policies for Mobile BI users such as time-expiry on cached mobile report content.



# Visualisations

## 20/20 vision

Pronto Xi Business Intelligence is packed with data visualisation tools, providing you a clear picture of your business performance.

Stunning dashboards are easy to create and customise, giving you a powerful view across your business.

Charts and reports are available straight out of the box, or configured to suit your unique requirements. A range of display options are available to best demonstrate your data, and you can easily share your findings with others.

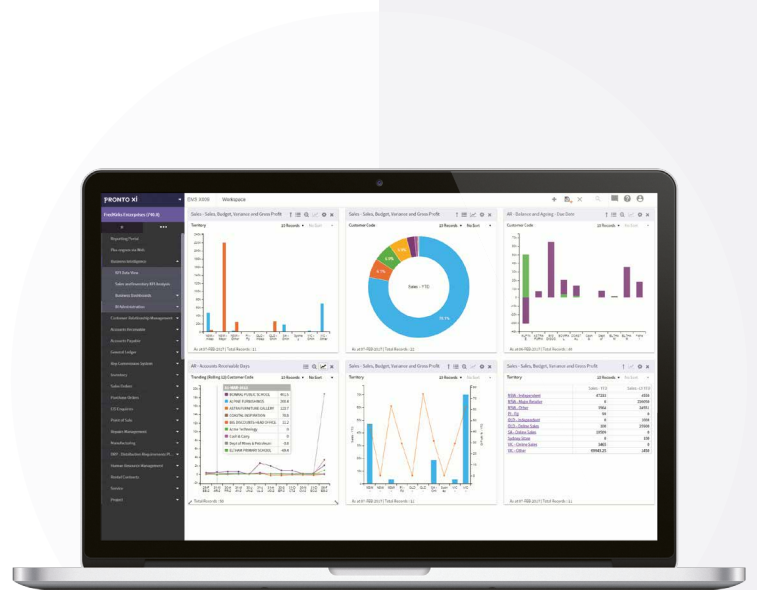
## Workspaces

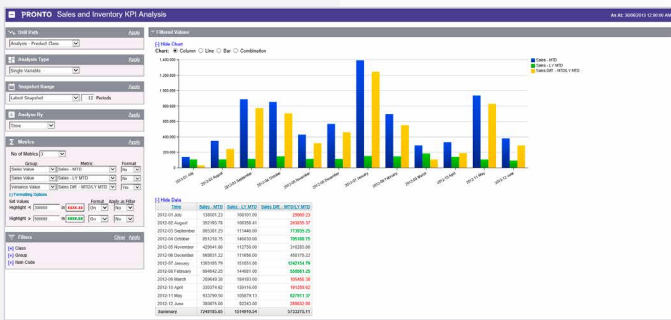
Workspaces is an interactive, drag-and-drop canvas that displays relevant business KPIs to each staff member.

It's customisable to include only what you need right now, and aggregated data makes for fast performance. Choose from a wide range of visualisations to display your insights.

Select from pre-defined measures in the KPI Library and easily see how you're performing. The user friendly layout makes it easy for all users to add and change widgets quickly.

Designing your own Workspaces canvas is simple. Drag-and-drop the relevant widgets, and change them out as your information needs evolve. You can change the layout of the widgets, select different chart types, and more.





## Key Performance Indicators

Our KPI Analysis tools allow you to go deeper into your business data, revealing exactly how you're tracking against critical business goals.

Choose your drill path, and slice and dice the data to explore the relationships that matter to you. Apply custom filters to focus only on the most important data, add multiple variables, and analyse trends over time.

It's easy to compare your performances by territory, categories, time period, or however you need. The KPI data provides great insights into broader business performance, providing a starting point to fully exploring and analysing your data.

There are a range of visualisations available to help you display the data in a meaningful way, making it easy to share your insights with other users.

## Operational Reports

Pronto Xi delivers ready-to-go operational reports that provide insight into the day to day performance of the business. These include a suite of financial reports, as well as commonly accessed reporting on Sales, Purchasing, and Service amongst others. Instantly check inventory history, revenues, engineer allocations, or any other key reports necessary.

Report data is sourced directly from live transactional data, meaning information is provided in real-time. Alternatively, set reports to run on a schedule. You can also automatically email them to the intended recipients.

Report data can be exported in a wide range of formats to cater to the needs of all users.

## Cognos Custom Reports

With fully integrated IBM Cognos Analytics, users can create a wide range of custom material. Run, schedule, export, and share reports as needed, in the format you need them. You can even specify the scope and type of information presented, tailoring the report output to each audience.

Cognos Custom Reporting allows you to author meaningful data displays at any level of the business, honing in on the areas that matter to you. Create dashboards for real-time performance monitoring, and schedule regular content for use in presentations and board packs.

Combine data from different reports to give a more complete business performance picture without losing any of the details.

## Mobile BI

In an increasingly mobile business environment, decision makers are demanding to have the same level of access to their data wherever they are in the world. With Pronto Xi, users enjoy the same rich visualisations on their smart devices thanks to IBM Cognos Mobile.

The responsive layout allows users to view multiple chart types on their smartphones and tablets, and drill into data levels as required.

Importantly, IBM Cognos Mobile provides a security-rich environment for Apple iOS and Android.



# Data

## From numbers to insights

Behind the rich visualisations available in Pronto Xi, a vast amount of data drives the reports you use to make decisions every day.

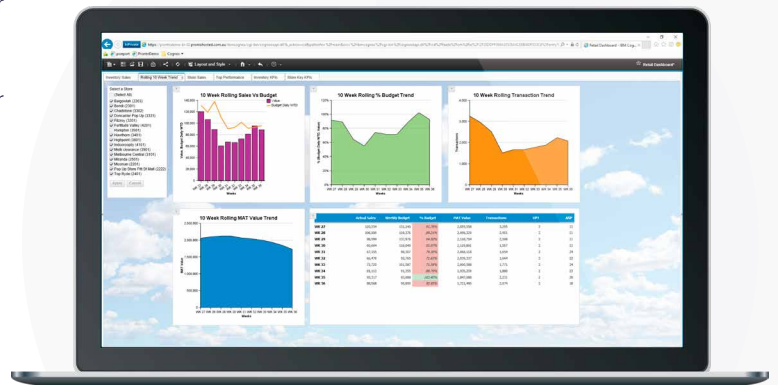
Whether accessing KPI snapshots via Workspaces, or building real-time reports from transactional data, Pronto Xi can deliver all the answers you're looking for. For large dataset analytics, Pronto Xi Analytics Cubes is a powerful tool for processing high volumes of data at a rapid rate, meaning you're no longer spending time waiting for your reports to run.

Ensure the quality of your data with Pronto Xi Data Quality Management (DQM). DQM is a tool designed to ensure the integrity of your data through periodic scanning of records, followed by user alerts and suggested actions.

### KPI Library

The KPI Library includes a large number of industry standard KPIs and business metrics. The data is aggregated and stored based on pre-defined drill paths, providing fast access to your critical data. Choosing your own snapshot frequency means the data is as fresh as you need it to be.

Data is aggregated across most Pronto Xi modules, including General Ledger, Accounts Receivable, Sales & Inventory, and more.



## Transactional data

Access your operational data and build reports and dashboards with IBM Cognos Analytics. You can access live, real-time data when you need it, improving the accuracy and timeliness of operational reports and monitoring.

The operational reports are provided with in-built filters, giving users greater control of the information that is displayed.

## Data Quality

The quality and integrity of data is of utmost importance when it is relied upon to make critical decision about your business.

Pronto Xi Data Quality Management (DQM) provides visibility and certainty about the integrity of your data.

DQM will monitor the integrity and relationships within your data and highlight areas that require attention. Users receive alerts, and can access a dashboard of exceptions to review and action any flagged items.

DQM also has a range of advanced data correction tools to help in system to system migrations, poor quality data coming from legacy systems, and more.

Best of all, DQM can be run in the background, ensuring the quality of the data without having a big impact on users.

## Data Intelligence

Pronto Xi Data Intelligence (DI) makes it easy to create your own data tables. A user friendly interface makes it easy to create, filter, and sort the data tables you need, without needing highly developed technical skills.

Beyond this, DI Objects allows you to easily merge existing tables, input calculations and other rules, and combine data from multiple tables.

You can even schedule data populations to happen in the background, and automatically create list-style IBM Cognos reports, or author more complex reports.

## Analytics Cubes

Pronto Xi Analytics Cubes provide precisely the data you want, in the structure that suits you best. Cubes also support snapshot data, allowing you to analyse past performance trends, and multi-dataset reporting. Importantly, Cubes are designed to analyse data, not just store it, and can do this at a rapid rate. They can also process much more than traditional databases.

With powerful Pronto Xi Cubes, you gain the power to combine and consolidate multiple instances of Pronto Xi, giving you a complete overview of complex business structures and scenarios. You gain the ability to do dynamic 'what if' reporting forecasts, which can assist with business strategy and the decision making process.

A man with grey hair, wearing a blue and white checkered button-down shirt, is looking down at a tablet device. He is smiling slightly. The background is a soft, out-of-focus grey. A large, light grey circle is overlaid on the left side of the image, containing text.

## The right call

We're always ready to adapt Pronto Xi to perfectly fit your unique requirements.

For more information on what we can do for your business, contact us at 1300 PRONTO (1300 77 66 86) or find us at: [www.pronto.net](http://www.pronto.net)



info@pronto.net  
1300 PRONTO (1300 77 66 86)  
Find your moment: [www.pronto.net](http://www.pronto.net)

Connect with us

-  [@ProntoSoftware](https://twitter.com/ProntoSoftware)
-  [pronto-software](https://www.linkedin.com/company/pronto-software)
-  [youtube.com/ProntoSoftware](https://www.youtube.com/ProntoSoftware)

### Tailor-made business software solutions.

Pronto Software has been developing award-winning business management software for 40 years. With in-built intelligence, flexibility and an easy-to-use interface, its flagship product, Pronto Xi, enables users to discover rich business insights.

Pronto believes in the power of actively listening to clients, adapting our product to meet their needs and finally revealing the best solution. It's how we continually surpass client expectations, delivering moments of utter surprise and delight.